

BAY AREA UASI

FY 2014-2015
Bay Area UASI

Asset Risk Update


August 14, 2014



Background

- DHS and UASI Approval Authority Bylaws require a risk and capability-based methodology to apply for and allocate grant funds
- Since July 2009 the Bay Area UASI has conducted a cross-jurisdictional, cross-functional risk management program to:
 - Set priorities
 - Develop/compare courses of action
 - Inform decision-making
- An on-going effort with continuous data input, validation, regularly scheduled assessments, and annual reporting





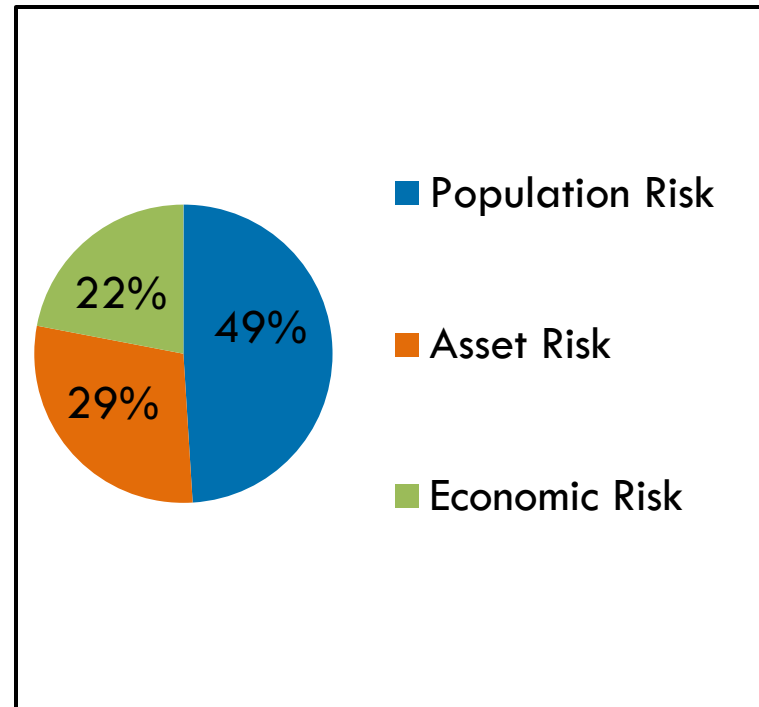
Digital Sandbox 7 (DS7)- Risk Analysis Center

- Used by all eight California UASIs
- Supports a State/local approach to risk management
- Assists state and local risk management communities:
 - understand and identify risk
 - based on threats, vulnerabilities and consequences
 - risk prioritization methodology to align resources to needs
- Supports a common view of risk
 - Complies with national guidelines, agency standards and regulations



Asset Risk is One Component of the Allocation Formula

- As adopted by the Bay Area UASI Approval Authority
- Percentage distribution may change depending upon DHS guidance
- The Risk Formula will be presented for Approval Authority review on an annual basis pending release of DHS guidance



Risk Validation/Data Management

- To manage asset data, users created, updated, and validated data in the Risk Assessment Center (March– June)
 - This phase included adding/updating asset details, priority levels, vulnerability and consequence scores (VHEMP), and field assessments (where appropriate) in the RAC
 - Identified new users
 - Protected Critical Infrastructure Information (PCII)
 - Asset Catalog Development Criteria
 - Priority Assessments
- The NCRIC conducted a review of the updated asset information and validated data items that effect risk (July)

The NCRIC submits the updated asset information to the DHS PCII office for certification.



Risk Validation/Data Management

- NCRIC conducted a gap analysis of current CIKR assets in DS7 to assist Operational Area personnel focus their attention this year when updating and adding assets to DS7. This list is tailored to address the gaps in Operational Area.

County	Focus Sectors	
Alameda	Banking and Finance	Chemical And Hazardous Materials
Contra Costa	Banking and Finance	Chemical And Hazardous Materials
Marin	Banking and Finance	Agriculture and Food
Monterey	Agriculture and Food	
Napa	Agriculture and Food	
Oakland	Manufacturing	Banking and Finance
San Benito	Government Facilities	Agriculture
San Francisco	Banking and Finance	Manufacturing
San Jose	Defense Industrial Base	Banking and Finance
San Mateo	Manufacturing	Banking and Finance
Santa Clara	Defense Industrial Base	Agriculture and Food
Santa Cruz	Commercial	Agriculture and Food
Solano	Commercial	Agriculture and Food
Sonoma	Agriculture and Food	



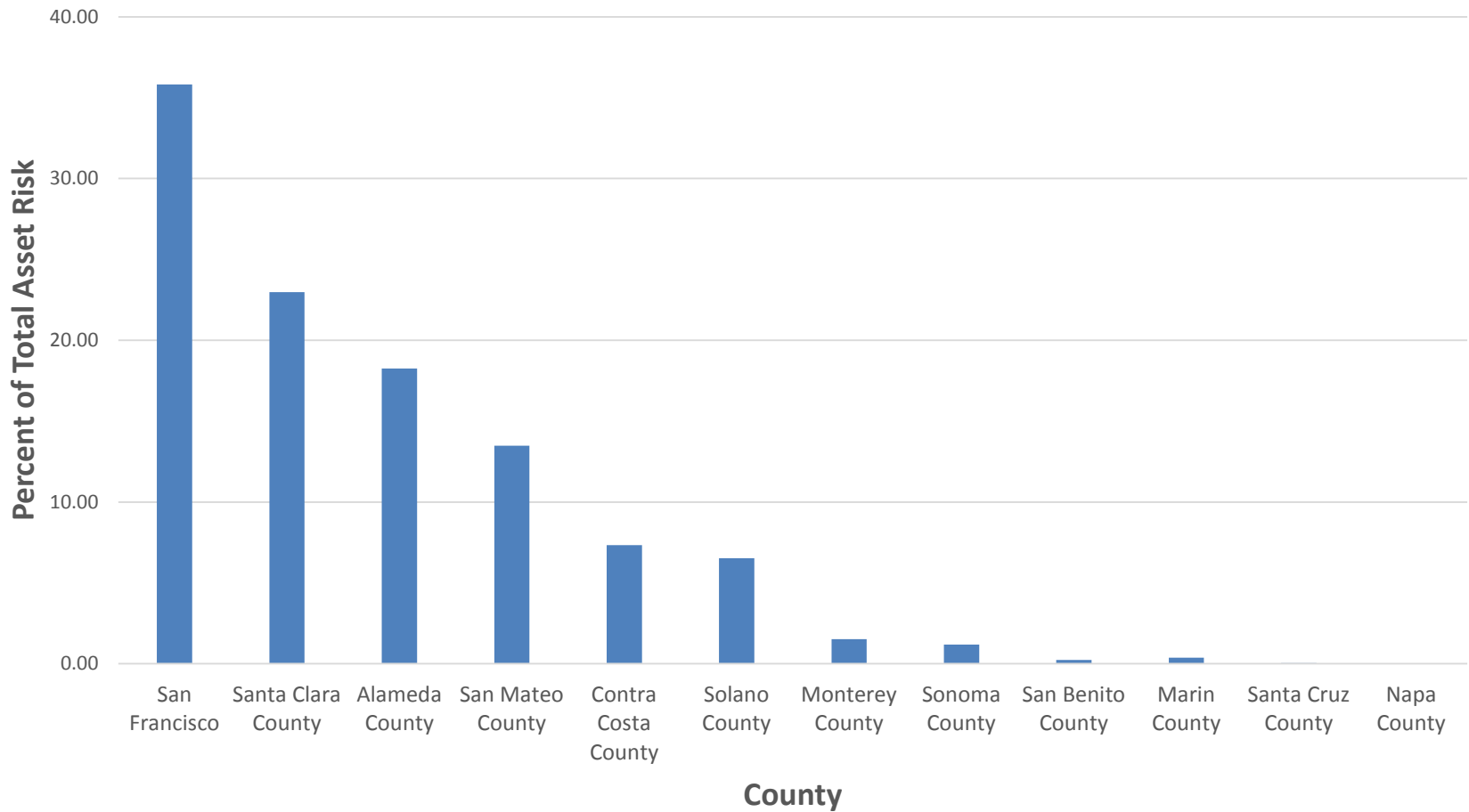
2014 Updates Impacting Asset Risk

- The San Francisco Bay Asset catalog increased by 31% from 12,253 to 16,017
 - All jurisdictions, except Santa Cruz County
 - Sectors: Ag, Banking, Chemical, DIB, Energy, Emergency, Communications, Healthcare, Transportation, Water, Commercial, Government, Dams, and Manufacturing
- 276 Asset Priority Assessments
- 39 VHEMP Assessments completed
- All adjoining counties credited for bridge risk



2014 County Asset Risk

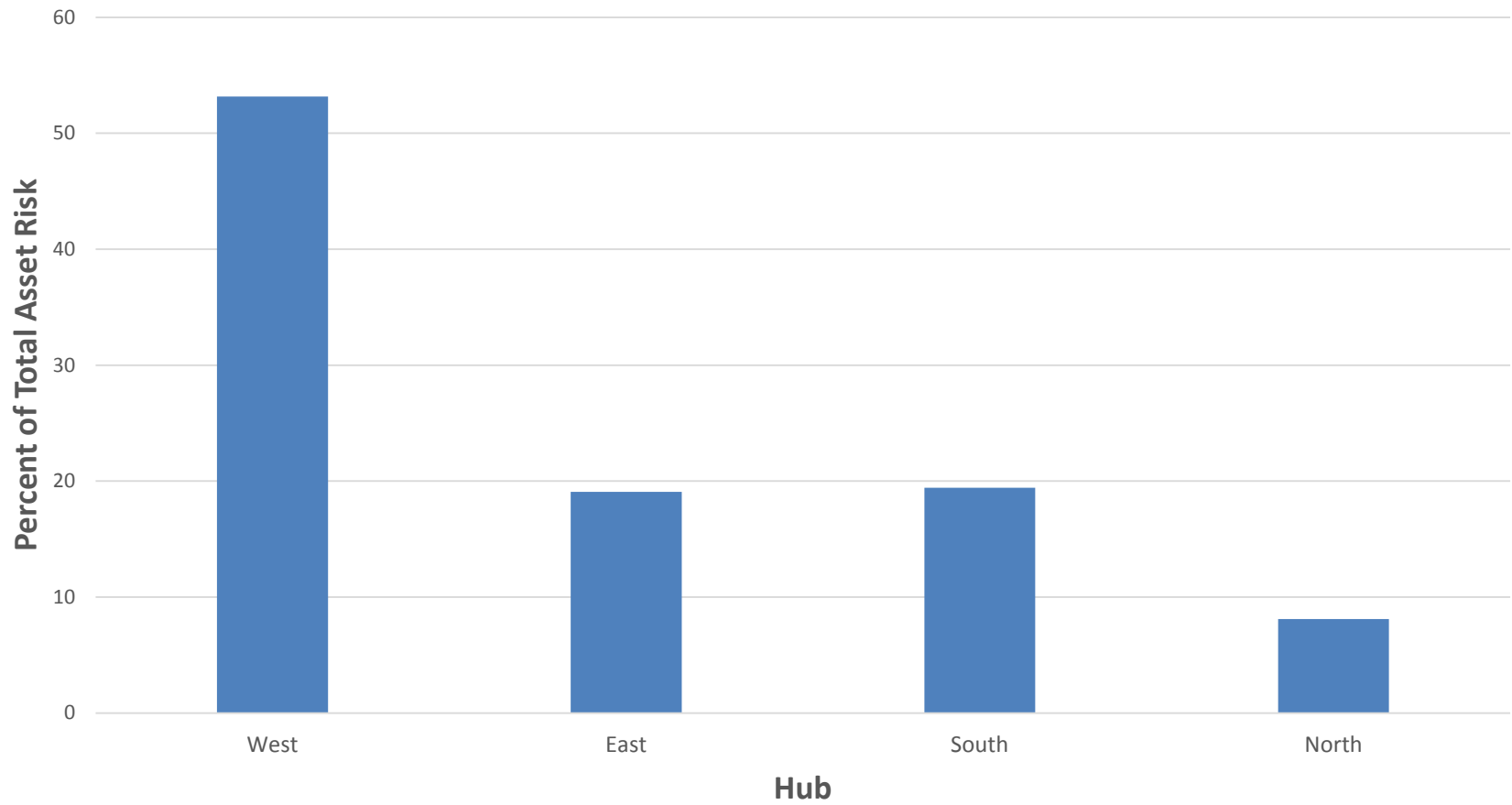
County Asset Risk



2014 Hub Asset Risk

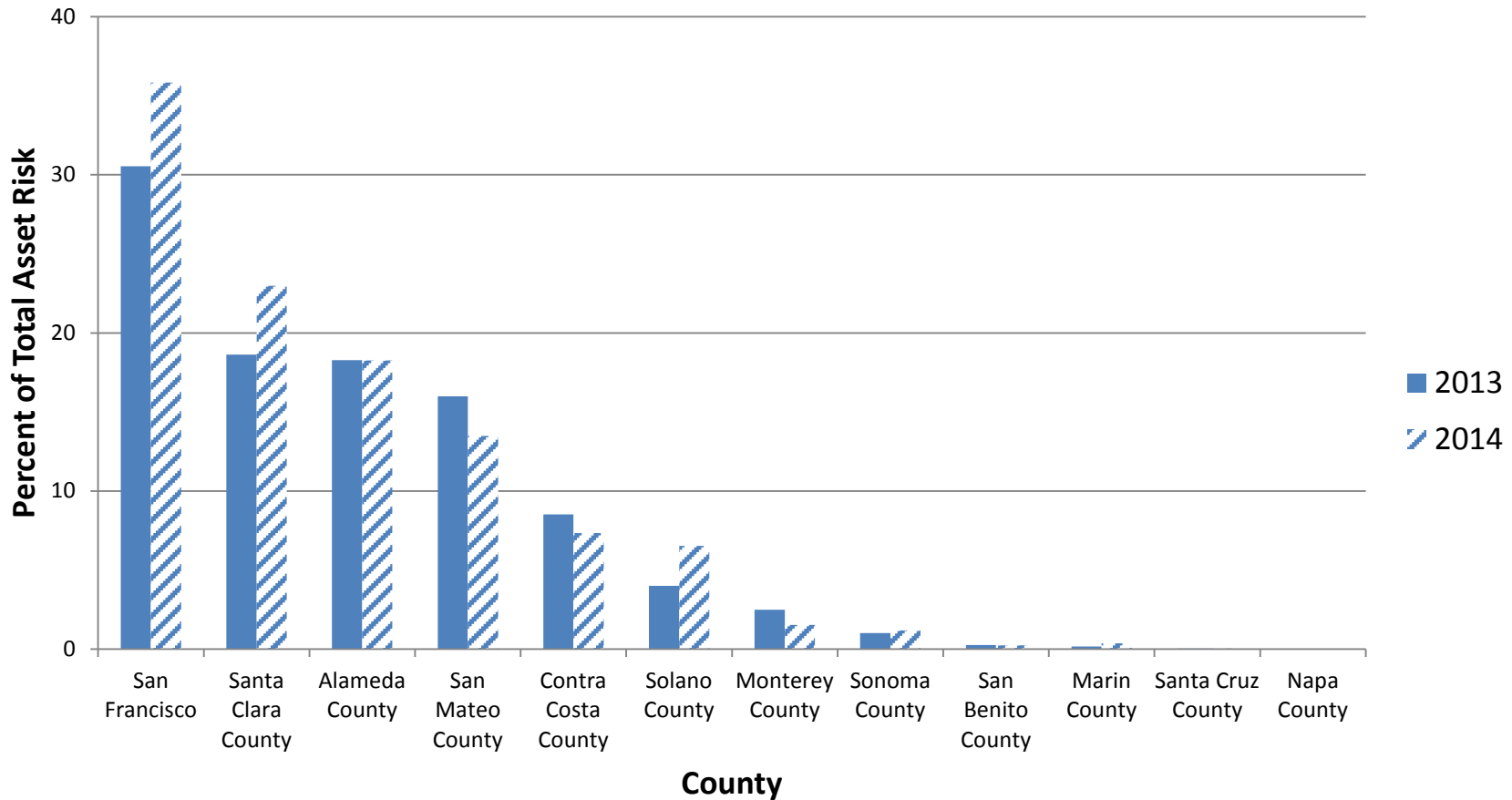


Hub Asset Risk



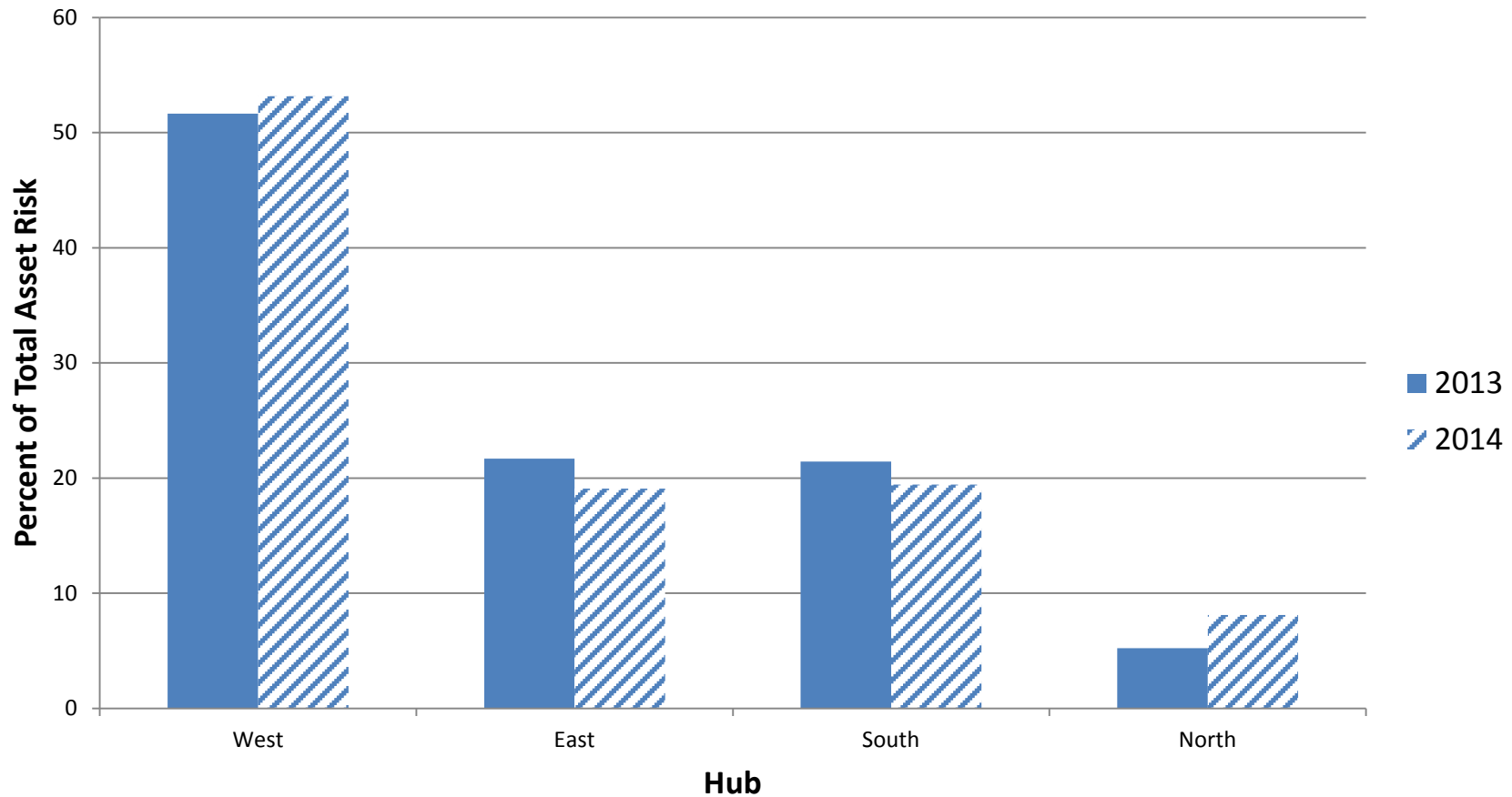
Historical County Asset Risk Comparison

County Asset Risk



Historical Hub Asset Risk Comparison

Hub Asset Risk



Thank you.

BAY AREA UASI

