



To: Bay Area UASI Approval Authority
From: Catherine Spaulding, Assistant General Manager
Date: March 14, 2013
Re: Item #6: FY11 and FY12 Salary Savings

Recommendations:

1. Approve re-allocation of FY11 and FY12 funds to FY13 hub-selected projects
2. Approve a small re-allocation of FY11 and FY12 funds to address priority capability objective gaps

Discussion:

The Management Team seeks policy direction from the Approval Authority concerning how to reallocate \$3.05 million from FY11 and FY12 UASI. The Management Team presents two recommendations in this regard: to approve re-allocation of FY11 and FY12 funds to FY13 hub-selected projects and to use a small portion to address gaps in priority capability objectives in citizen preparedness and recovery.

I. Background:

The NCRIC and the Training and Exercise Program anticipate salary savings of \$3.05 million from their FY11 and FY12 UASI allocations. These savings will occur because the performance periods for the FY11 and FY12 UASI grants overlap and terminate simultaneously. \$1.35 million is available from the Training and Exercise Program, and \$1.7 million is available from the NCRIC. These funds must be spent by November 30th, 2013. Given the tight timeframe, it is important to come to timely decisions concerning the reallocation.

II. *Recommendation #1 – Reallocate FY11 and FY12 funds to FY13 hub-selected projects*

The Management Team recommends that \$2.3 million of the \$3.05 million be distributed to the hubs based on the 2012 risk allocation formula to support projects just identified by the hubs as part of the FY13 cycle. Projects would be funded in order of priority (as identified by the hubs), as long as those projects are not funding positions and can be successfully completed or partially completed by November 30th, 2013. A \$2.3 million allocation to the hubs would break out as follows:

Hub	Risk Allocation (2012)	Amount
North	6.98%	\$160,540
South	22.41%	\$515,430
East	26.56%	\$610,880
West	44.05%	\$1,013,150
TOTAL	100%	\$2,300,000

The Management Team recommends a reallocation of \$2.3 million to the hubs so that the overall hub allocation to projects selected in the FY13 cycle is consistent with FY12, about \$6.4 million. (Even if the FY13 grant award is exactly the same as FY12, the amount available to hubs in FY13 is currently estimated to only be about \$4.1 million).

With Approval Authority approval of the reallocation of the FY11 and FY12 salary savings to FY13 hub-selected projects, the Management Team will confirm actual project selections with project leads and hub members for each hub. Given the tight timeframe, the Management Team would commence this work immediately and would seek confirmation of projects from stakeholders and hub representatives within one week.

III. *Recommendation #2 – Reallocate a small amount of FY11 and FY12 funds to address priority capability gaps*

The Management Team recommends that the remaining \$750,000 of the FY12 \$3.05 million reallocation be used to address gaps in current priority capability objectives in citizen preparedness and recovery. We make this recommendation for the following reasons:

- ***Bay Area UASI investments in citizen preparedness and recovery have historically been low and have been on a decreasing trend.*** For example, in 2011 these investments represented 8% of our total spending whereas in FY13 the proposed level of spending is less than half of that, at 3%.

- ***End of the RCPGP funding stream.*** In prior years we have been able to invest substantially in citizen preparedness and recovery through the RCPGP grant, which has now terminated.
- ***Our current funding level in citizen preparedness and recovery is out of sync with our strategy and risk assessment findings.*** In the 2012 Core Capability Assessment, “Infrastructure Systems,” “Long Term Vulnerability Reduction,” and “Community Resilience” comprise the top three core capabilities in terms of prioritized risks and gaps. All three core capabilities “need extra attention.” (See Appendix A for the 2012 Core Capability Assessment results). In recent discussions on the THIRA, FEMA has stressed the importance of a risk-based “posture” and that local jurisdictions need to allocate funding in a way that is consistent with their risks and gaps.

The Management Team recommends funding the following four projects to address gaps in citizen preparedness and recovery. These projects are recommended because they meet critical needs, build upon prior successes, are regional in nature, and can be complete within the allowable timeframe.

Name	Recommended Allocation	Submitted By	Description
<i>Logistics and Critical Lifelines Planning</i>	\$315,000	Management Team	Funding would address gaps identified in the 2013 Logistics Plan Gaps and Recommendations Report, specifically, fuel, water and/or prescription medication supply chain resiliency planning. This will include planning work to incorporate lessons learned from Superstorm Sandy. This will also include the development of customized, easy to use, off-the-shelf plans, guides and training sessions modeled after a successful pilot project from the NY/NJ/CT/PA region (https://emergencylogistics.org) that established universal logistics standards. Exact tasks to be developed and vetted by the RCPT, Community Preparedness, Recovery, and Public Health Working Group.
<i>SF72</i>	\$200,000	San Francisco Department of Emergency Management	SF72.org is an engaging and dynamic online home for citizen preparedness as well as a coordination site for when disaster strikes. Funds will support the completion of the design and build out of the website, including citizen feedback (see the last phase in the proposal in Appendix B). To date this project has been

Name	Recommended Allocation	Submitted By	Description
			developed for San Francisco, but the project would like to add regional partners, and it can also serve a pilot for the region. All of the code for this site is open source, so it will be low cost and easy to replicate regionally by adding a new mark/logo and a manifesto. (See screen shot in Appendix C and additional information in Appendix D). The work can be guided by the Community Preparedness, Recovery, and Public Health Working Group.
<i>Public-Private Sector Resiliency Initiative</i>	\$180,000	California Resiliency Alliance	Funding will support consultant staff members to build public-private partnerships throughout the Bay Area Region. Deliverables include a strategic plan and tabletop and virtual exercises. To date San Jose and Oakland have indicated interest in the project. Please see attached project proposal (Appendix E) submitted as part of the FY13 proposal cycle for more information. Project is scalable to \$100,000 (to include two OAs/Core Cities), \$180,000 (to support four OAs/Core Cities), and to \$270,000 (to include six OAs/core cities).
<i>Residential Care Evacuation and Care</i>	\$55,000	City of San Ramon Police	Funding will support the production of a 30 minute high definition master video ready for mass duplication and distribution. Topic is how to evacuate residents of residential care facilities and transport them to safe locations during an emergency using available expedient resources. The video will integrate the roles of public, private and non-profit organizations. It will also include preparedness tasks such as having the right equipment or access to supplies and support items. Please see attached project proposal (Appendix F) submitted as part of the FY13 proposal cycle for more information.
TOTAL = \$750,000			

2012-2015 BAY AREA HOMELAND SECURITY STRATEGY

2012 Core Capability Assessment Findings

Risk and Gap	Core Capability	Risk Relevance	Level of Ability	Gap Analysis
1	Infrastructure Systems	2	Low	Needs Extra Attention
2	Long Term Vulnerability Reduction	5	Low	Needs Extra Attention
3	Community Resilience	6	Low	Needs Extra Attention
4	Forensics and Attribution	11	Low	Needs Extra Attention
5	Interdiction and Disruption	9	Medium Low	Needs Attention
6	Public Information and Warning	12	Medium Low	Needs Attention
7	Screening, Search and Detection	14	Medium Low	Needs Attention
8	Situational Assessment	1	Medium High	Adequate
9	Threat and Hazard Identification	3	Medium High	Adequate
10	Risk and Disaster Resilience Assessment	4	Medium High	Adequate
11	Risk Management for Protection Programs/Activities	7	Medium High	Adequate
12	Physical Protective Measures	8	Medium High	Adequate
13	Intelligence and Info Sharing	10	High	Adequate
14	Planning	13	Medium High	Adequate
15	Access Control and Identity Verification	17	Low	Needs Attention
16	Cyber Security	20	Low	Needs Attention
17	Fatality Management	21	Low	Needs Attention
18	Operational Coordination	15	Medium Low	Needs Attention
19	Operational Communications	16	Medium Low	Needs Attention
20	On-Scene Security and Protection	18	Medium Low	Needs Attention
21	Public Health	19	Medium Low	Needs Attention
22	Critical Transportation	22	Medium Low	Needs Attention
23	Health and Social Services	25	Low	Adequate
24	Supply Chain Security	26	Low	Needs Attention
25	Economic and Community Recovery	27	Low	Needs Attention
26	Natural and Cultural Resources	28	Low	Needs Attention
27	Public and Private Services	30	Low	Adequate
28	Mass Care Services	29	Medium Low	Adequate
29	Mass Search and Rescue	23	Medium High	Adequate
30	Environmental Response	24	Medium High	Adequate
31	Housing	31	Low	Adequate

SF72 The Next 4 Months: Design, Development, and Launch

THE CHALLENGE

IDEO and SF DEM have worked together to create a brand for progressive preparedness: SF72, as well as the online 'home' for this brand, SF72.org.

Our shared goal is to change citizen mindsets about preparedness. We propose to continue working together through detailed design, development, and public launch of SF72.org. It will be a robust, interactive channel upon which to engage San Franciscans in a new approach to preparedness.

Throughout the development process, the IDEO team will share prototypes with San Francisco citizens to generate feedback. In tandem with the design and development stream of work, IDEO will create the content for SF72, using our research and public events to inspire engaging, relevant content. We will weave awareness-building into this project, by inviting participants, traffic, and attention from new audiences.

The results of our work will be a completed website and awareness-building guidance in time for Fall (September/October) Preparedness events.

COSTS + DELIVERABLES

Timing can be adjusted based on SF DEM needs. Estimated IDEO fees for this scope of work are \$825,000-\$850,000, including expenses. Approximately 25%-30% of these fees are development costs to be subcontracted out by IDEO. We are working with Substantial (substantial.com) as a potential partner.

We will deliver a fully-featured SF72.org including 'Connect', 'Prepare', and 'Hack' sections with tools for engagement and editorial content. We will help shift and manage the transfer of content and information from 72hours.org.

We will also create a plan and design materials to support SF DEM's public-awareness building of SF72.

SCOPE

This four-month program includes a core team of three designers supported by expanded teams of designers brought on for specific needs, a full-time web development partner, and senior design directors.

SUGGESTED PROCESS AND TIMELINE

April 1 - July 30, 2013

SF72.org website design and development

awareness strategy

awareness creative

awareness production

awareness implementation by SF DEM

Design & Development: SF72

Kickoff: Development planning Workshop

We will kick off with a collaborative development planning workshop. The IDEO/SF DEM core team and software developers will strategically and tactically prioritize development as per SF DEM's needs and constraints.

Design & Develop the 'Connect' section of SF72.org

Based upon learnings from the interim phase in February and conclusions from the development planning workshop, IDEO will partner with an outside development firm to build out SF72.org. At this preliminary stage, we imagine that the development firm will begin with the ShareSF, ShareScore and Make a Plan tools as part of 'Connect', a feature on the website to enable community engagement.

As with the development of 'ShareSF' in February 2013, earlier phases' research, deep dives and public prototyping will heavily inform the content of 'Connect'.

Public Awareness: Strategy

Building public awareness of SF72 is two-tiered. Throughout SF72 development and content creation, we will build awareness by sharing the work as part of an iterative prototyping process. We'll share features with neighborhood communities and seek to increase engagement in these forums.

Once we've reached a minimum viable product, the IDEO team will recruit early adopters to get feedback on and introduce the pilot.

\$300,000

Create content for 'Prepare'

As the development team rolls out 'Connect,' the IDEO team will create the content for the 'Prepare' section of SF72.org.

In 'Prepare,' IDEO will create the cues to prompt engagement and inform citizens about preparedness via a human-centered lens. We will collaborate with SF DEM to update content from 72hours.org and other resources to highlight the specific actions that people can take to become prepared.

We will identify stories, people, homes/offices and emergency supplies to highlight different ways in which to prepare. Part of this phase will involve the staging and shooting of these selected stories by our in-house photographer and videographer.

Public Awareness: Campaign

We will develop a media and communications plan to launch SF72, informed by research and prototyping. We will work with SF DEM to determine success metrics for reaching new audiences, as well as to design assets for a potential launch campaign.

\$350,000

Create the 'Prepare' and 'Hack' sections of SF72.org

IDEO will supervise an outside development partner to design and build the 'Prepare' and 'Hack' sections of SF72.org. The IDEO team will iterate in cycles—developing software, sharing the evolving prototype publicly, and making changes per citizen feedback.

As we start piloting 'Prepare,' we'll begin the development of 'Hack,' maximizing efficiency and incorporating learnings from users in subsequent sections.

\$200,000

SF72



Preparedness, Redefined.

Here's the thing: actual emergencies look more like people coming together than cities falling apart. Past disasters—from Sandy to Fukushima—have proven that connected communities are more resilient.

Of course, preparedness is about getting your supplies together. But it's also about knowing your neighbors, lending a hand, and sharing your knowledge.

San Francisco is full of creative, diverse, and visionary minds: we don't need to look far to become a better prepared city.

We just need to look to each other.

We believe in connection, not catastrophe.



Read our manifesto.

SF72 is San Francisco's gathering place for emergency preparedness.

We believe in connection, not catastrophe. We believe in the power of many pairs of hands. We believe in supporting the city we love.

A resource now, a tool later.

If disaster strikes, SF72.org will go into emergency mode—you can access live updates and tweets from around the city, check for missing persons, and learn about how you can help.

Partners

72hours.org
sfgov.org/SFNERT
sf311.org
shakeout.org

Why SF72?

If we can be prepared for the first 72 hours after a disaster, we will be ready for an emergency, no matter what form it takes. 72 hours might seem like a lot, but that's really only nine meals. It's just a long weekend.

QuakeQuizsf.org
alerts.sf.org
sheroes.com



Brought to you by the San Francisco Department of Emergency Management in partnership with the people of San Francisco.

THE CHALLENGE

Create a citizen engagement experience that shifts how we prepare for emergencies.



THE STRATEGY

Enable San Franciscans to take care of each other and ourselves, now and in the event of an emergency.



RESEARCH

We grounded our design work in interviews with San Franciscans — from newcomers to old-timers, Russian grannies to Bayview mothers, bikers to Burners.



INSIGHTS

Insights about San Franciscans' attitudes and behaviors around preparedness and community—from desires to frustrations—inspired opportunities for design.


1 Preparedness isn't what we think it is.

How might the kit be a social step along the process, rather than an endpoint in itself?



2 The absence of 'norms' for preparedness pushes us to extremes—it's all or nothing.


How might preparedness be as visible as weekly trash bins on the street?



INSIGHTS

3 Everyday asks and tasks build the social fabric.

How might we encourage people to ask for and offer simple ways to help, easily and comfortably?
How might we build a local culture around helping hands?



4 An apocalyptic disaster narrative requires radical heroism, and excludes the rest of us.

How might we shift the perception of disaster to communicate that life will be disrupted, but we can take steps to get through it together?



INSIGHTS

5 Preparing is caring.



How might we help people expand who they prepare for?
How might we shift to prepare with others, rather than for others?

6 With disaster comes permission to help each other.




How might we create tools and norms in San Francisco to permit people to reach out in daily life?

INSIGHTS

7 Network is the new neighborhood.

8 Preparation happens at the community level.



BEHAVIOR MODES

Ignore it
 "I'm busy with other things."



"My rational side and my emotional side are at war and the end result is I do nothing."
 ROBIN

"I'm still a kid...I'm not responsible for anyone."
 MAYLING

"It's just not something you talk to your mates about down at the pub."
 MARTIN

I should
 "It's on my list."



"Tell me what we need to do."
 JOHN

"I didn't take #Sandy seriously until I started getting texts from people in Munich and Sydney."
 ANNETTE

"Of course, everyone needs to be prepared! I should probably do something."
 STEVE

Did it (once)
 "We pulled something together."



"I don't want to live in anxiety about emergencies."
 JUDY

"We put together a kit after our first kid was born."
 MELANIE

"Having a kid... it was like the flip of a switch."
 RYAN

Committed
 "I feel good about what I know."



"Every neighborhood has the natural leaders and the equipment they need but [not] the tools to communicate."
 JOSEPH

"If there are enough people prepared, the others can just figure things out."
 MOLI

"I think we're overprepared, if that's possible."
 MELISSA

DESIGN PRINCIPLES

- 1 Shift the disaster narrative from tools to people: reframe preparedness around connection.
- 2 Offer utility, meaning—and even delight—today, as well as in an emergency.
- 3 Design for ownership and adaptation by citizens.
- 4 Make preparedness social, shareable, and visible.
- 5 Meet people where they are: embed new prompts in existing behaviors.
- 6 Reach out to existing communities in San Francisco.

THE VISION

**Build a movement around
progressive preparedness:
create a platform and tools that
focus on social connection,
for a more resilient city.**

SF72: MANIFESTO

SF72



San Francisco is pretty...different. Some might even say it's seven square miles of contradictions.

San Francisco is the fog, the farmer's market, the costume box in every closet. It's the \$5 cup of coffee next to the \$1 taco. It's where optimism meets work ethic. It's the nudists and the startups, the hippies, the idealists, the lifers, the transplants. This city might be the only thing we all have in common.

This is our city.

By living here, we've all embraced a way of life that's about being on the edge — of social change, technology, even nature. After all, the ocean, the hills and the fault lines are San Francisco too. So let's take care of the people and the place we love. Let's take stock of our skills and resources. Let's not wait until a disaster to show how connected we are.

Let's start small and go from there. Together.



This is our city.
SF72.org



Let's get prepared.
SF72.org



This is our city.
SF72.org

Let's get prepared.
SF72.org

IN THE CITY



SF72

Connect

Prepare

Hack

Preparedness, redefined.

Having the technical emergency look more like people coming together in crisis, facing each other. Part of that is from Shady in Eureka, where people have their connected communities are more resilient.

Of course, preparedness is about getting our supplies together. But it's also about knowing your neighborhood a hand, and sharing your knowledge.

San Francisco is full of creative, diverse, and visionary minds. We don't need to look far to become a better prepared city. [We just need to look to each other.](#)

We believe in connection, not catastrophe.

A resource now, a tool later.

It's not just about the tools, it's about the people who use them. We're not just about the tools, we're about the people who use them. We're not just about the tools, we're about the people who use them.

Why SF72?

It's not just about the tools, it's about the people who use them. We're not just about the tools, we're about the people who use them. We're not just about the tools, we're about the people who use them.

SF72 is San Francisco's gathering place for emergency preparedness.

It's not just about the tools, it's about the people who use them. We're not just about the tools, we're about the people who use them. We're not just about the tools, we're about the people who use them.

Partners

[City of San Francisco](#)
[San Francisco Fire Department](#)
[San Francisco Police Department](#)
[San Francisco Department of Public Health](#)

Emergency Mode

SF Operational Status 75

An 8.3 magnitude quake has San Francisco on Thursday at 8:08 am. City agencies are working around the clock to restore the damage.

Report located 311

Official Reports 10

From SF72EM

Service Status

MUNI **Suspended**

2 bus routes are affected. See details.

BART **Partial Operation**

2 of 3 lines are affected. See details.

We are ok!

View all

12 min ago **Nell deGressa Tyson** @nelltyson

Fire on Valencia street. Lorem Ipsum is simply dummy text of the printing and typesetting industry.

22 min ago **Kristen Butler** @kristenbutler

Power restored in Bernal Heights. Lorem Ipsum is simply dummy text of the printing and typesetting industry.

38 min ago **Chris Cogler** @chriscoyler

Flooding on Guerrero. Ipsum is simply dummy text of the printing and typesetting industry.

38 min ago **Amrit Richmond** @amrit

Power restored in Page Street. Lorem Ipsum is simply dummy text of the printing and typesetting industry.

58 min ago **Cassy Muratori** @cmuratori

Power failure on Page Street. Lorem Ipsum is simply dummy text of the printing and typesetting industry.

CONNECT / PREPARE / MAKE

Share the ☒

When we pool our skills, resources, and support systems, large tasks suddenly become more manageable. In the long run, this means we're better prepared for a disaster. In the short run, we're making our neighborhoods that much nicer. **Let's band together, one block at a time. ☑**

241,345

San Franciscans have made a plan with their friends & family

Make a plan

2,345

San Franciscans have pledged skills & resources

Help your 'hood

Get local updates and emergency information for San Francisco

alerts only tips & alerts

AlertSF Your neighborhood

These people in your network have pledged to be involved. Join them!

Thank you to the San Francisco Department of Emergency Management, for the leadership of all people of San Francisco.

Thank you to the San Francisco Department of Emergency Management, for the leadership of all people of San Francisco.

Protect your happy place.

Don't just prepare to help yourself. Prepare so that your family, your pet, and your neighbors all have a shelter to lean on in the event of a disaster. The thousands of preparation can have just as much impact as the burritos, the hardhats, and the collars full of food. **So we're here to help.**

people who have a shelter - and advice on how to find one. Watch and learn.

People

you can't imagine a life without your car. Watch and learn.

Things

Home will feel a lot more like home if you take a few precautions. Watch and learn.

Places

Read the quick guide

A few easy steps to keep your car when the earth shakes.

AlertSF Call for updates and emergency information for San Francisco

Seven square miles of brainpower.

In San Francisco, we don't follow anyone else's lead. We take risks, explore new solutions, and go for the unexpected.

Check out the ways that we are changing the face of disaster preparedness, in our own backyard - from tech projects, to community-based solutions. Got ideas of your own? **Get involved.**

Solutions we ☒

My Neighborhood

Lorem Ipsum is simply dummy text of the printing and typesetting industry. Lorem Ipsum has been the industry's standard dummy text ever since the 1500s, when an unknown printer took a galley of type and scrambled it to make a type specimen book. It has survived not only five centuries, but also the leap into electronic typesetting, remaining virtually unchanged.

9115

Volunteers

63

Active Projects

872

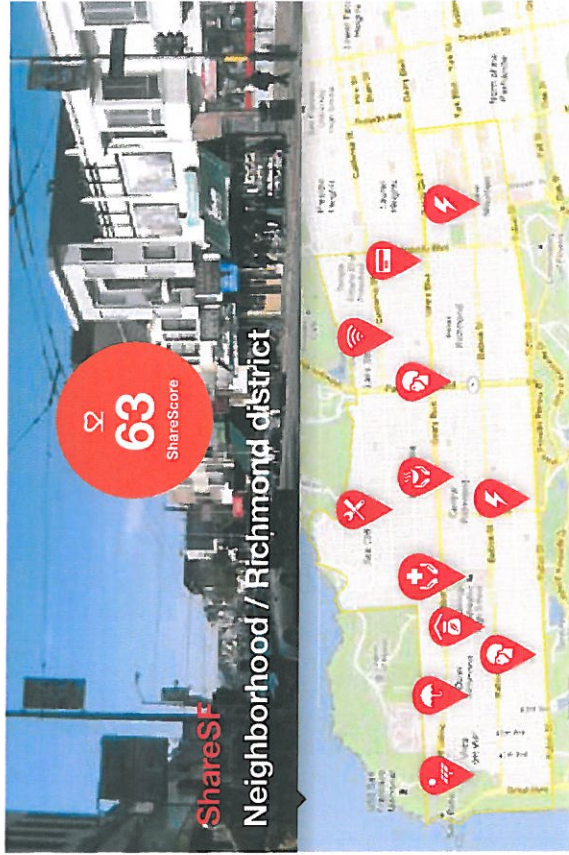
Completed Projects

Submit your idea

Connect
GIVE A LITTLE GET A LOT
Share SF
Make a Plan

Prepare
SHOW WHAT TO DO
My People
My Place
My Supplies

Make
PROJECTS FOR US BY US
Get Involved
Projects



Pledge a skill or resource.

Whether you're a preparedness pro, or you're just getting started, everyone has something to contribute.

Want to chip in?

Pledge a skill or resource >

Need a hand?

Request a skill or resource >

Skills needed:

- Medical
- Cooking
- Muscle
- N.E.R.T.
- Babysitting
- Construction
- Organization
- Hacking

Resources needed:

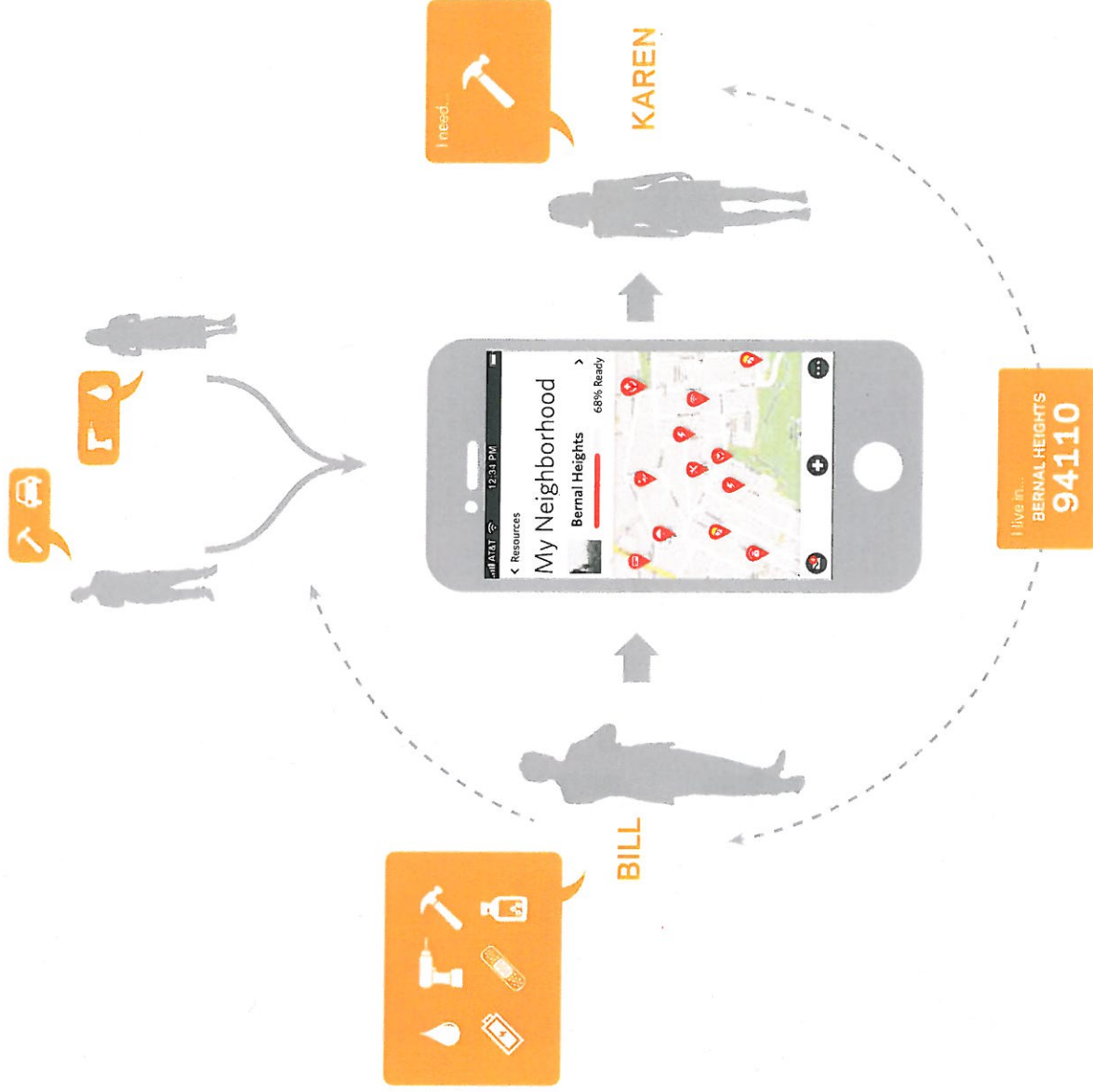
- Generator
- Shelter
- Community WiFi
- Solar Power
- Pump
- Clothing
- Medical Supplies
- Food

More >

More >

SHARESF

how it works



IN THE FUTURE

OAK72 DC72

SJ72 NY72

LA72

MI72

The brand is scalable and 'portable' to other cities.

HUB, Core City or Sustainment:

Has your project been partially funded by pervious UASI grants? Yes No

1. BACKGROUND INFORMATION

1.a. Contact Information:

Person Submitting Proposal:

Name:

Agency:

Position Title:

Business Phone:

Cell:

Fax:

Email:

Project Lead Contact Information:

Same as Submitter:

Name:

Title:

Phone:

Email:

Department Head Contact Information:

Name:

Title:

Phone:

Email:

Department Head Approval: Yes No

1.b. Project Name:

1.c. Total Project Cost:

Annual Sustainment Costs:

1.d. Mission Areas: Prevent Protect Respond Recover Mitigation
 Select all that corresponds to the mission area of your project

Allocation Requested:

1.e. Project Description: *Briefly describe exactly what the project entails and what would be accomplished by funding the project. Describe what, if any, existing capabilities the Bay Area Region currently has in place concerning this project such as any plans developed, training delivered, or equipment purchased, etc. Explain if this project can be scalable. (3000 character limit with spaces)*

The private sector is a crucial partner in response and recovery efforts - local businesses provide much-needed surge resources for community resiliency and rapid private sector recovery is essential to restoring the Bay Area economy, jobs, tax base, and a sense of normalcy for residents. To facilitate pre-disaster planning, response, resource sharing and economic recovery, the California Resiliency Alliance (CRA) will provide to interested OpAreas and Core Cities shared Private Sector Liaisons who will build relationships, communicate, and coordinate with the private sector on behalf of each jurisdiction.

When disaster strikes businesses want to help. While there is broad support for public-private collaboration, the resources and expertise required to implement and sustain these partnerships too often have fallen short. Effective public-private partnerships require ongoing collaboration with stakeholders. The private sector is composed of a wide range of businesses, large and small, segmented in industry silos with no single point of contact. Comprehensive collaboration requires extensive outreach with industry associations, large employers, chambers of commerce, local businesses and economic development groups.

Due to tight fiscal conditions, most counties and cities cannot afford to hire a full-time Private Sector Liaison to garner those relationships. Severe recession has also caused Bay Area businesses to decrease their external outreach and cross-sector planning efforts. The California Resiliency Alliance (CRA) is well-positioned to fill that gap in multiple Bay Area jurisdictions. By sharing the cost of committed liaisons, the region's OpAreas can benefit from robust relationships and planning with the private sector.

Working with up to six OpAreas or Core Cities to meet their priorities for private sector engagement, the CRA will bring together businesses and jurisdictions to address community resiliency, infrastructure, and economic recovery gaps. Deliverables include:

- 1) Outreach to business stakeholders in participating jurisdictions.
- 2) Advisory Committees of business representatives that will take "ownership" of the program for long-term sustainability.
- 3) A Bay Area Public-Private Strategic Plan with communication and collaboration protocols to facilitate information sharing, resource and donation access, logistical/ supply chain resumption, and recovery with the private sector. This deliverable may leverage existing technology such as WebEOC and social media tools.
- 4) Tabletop and virtual exercises to test these protocols prior to finalizing the Strategic Plan.

In 2011 and 2012, announced FEMA grant supplementals encouraged the use of UASI funds to support private sector collaboration, including program management, outreach, EOC liaisons, tools and training. By addressing private sector outreach as part of a regional initiative, the Bay Area UASI can efficiently leverage these limited funds for maximum regional benefit.

1.f. Resource Typing: Complete this section for Equipment and Training Projects only

Resource typing is categorizing, by capability, the resources requested, deployed and used in incidents. Measurable standards identifying resource capabilities and performance levels serve as the basis for categories. Resource users at all levels use these standards to identify and inventory resources. Resource kinds may be divided into subcategories to define more precisely the capabilities needed to meet specific requirements.

Go to the following web site for more information. <http://www.fema.gov/resource-management#item4>

Project Type: Equipment
 Training

NIMS Typed Disciplines: Incident Management
[Empty text box]

NIMS Typed Resource to be Supported: EOC Management Support Team
[Empty text box]

NIMS Type #: NIMS or State / Local Other
Regional and Op Area support for private sector coordination

Typed Equipment to be Purchased: [Empty text box]

of Personnel to be Trained for Typed Teams: 75

of Typed Teams to be Trained: 6

Sustain / Add: Add New Capability

Core Capability to be Supported: Public and Private Services and Resources

Cost of Purchase: [Empty text box]

Comments: [Empty text box]

2. ALIGNMENT WITH THE BAY AREA HOMELAND SECURITY STRATEGY

- 2.a. Bay Area Security Goals and Objectives:** Check all of the Bay Area goal(s) that this project directly supports
- 1. Develop a Regional Risk Management and Planning Program
 - 2. Enhance Information Analysis and Infrastructure Protection Capabilities
 - 3. Strengthen Communications Capabilities
 - 4. Strengthen CBRNE Detection, Response and Decontamination Capabilities
 - 5. Enhance Medical and Public Health Preparedness
 - 6. Strengthen Emergency Planning and Citizen Preparedness
 - 7. Enhance Recovery Capabilities
 - 8. Enhance Homeland Security Exercise, Evaluation and Training Programs

2.b. List each Objective (by number) from "The Bay Area Homeland Security Strategy and Implementation Plan" pages 9-13. Explain how the project supports implementation of the objective. Explain which Gap from the "The Bay Area Homeland Security Strategy and Implementation Plan", page 7 this project will help address. Please note the priority capability objectives highlighted as funding criteria from the "Project Proposal Guidance for Fiscal Year 2013" page 5, when selecting your objectives.

The following link will direct you to the Kick Off Documents located at the Bay Area UASI Web site where you will find these documents. <http://bayareauasi.org/Document%20Library/Forms/AllItems.aspx?RootFolder=%2fDocument%20Library%2fFY13%20Project%20Proposal%20KICK%20OFF%20Informational%20Meetings&FolderCTID=&View=%7b01B06729%2dBD96%2d45AE%2d9B31%2dE7B2D746742A%7d>

Objective 1: 7.2 Enable Economic Recovery

Objective Explanation:
Explain how the project supports implementation of the objective

The private sector requires information, such as situation reports, public health guidance, and the status of infrastructure, in a timely manner to make decisions about employee safety, business continuity, and recovery. This project will enable participating OpAreas and Core Cities to communicate and coordinate directly with local businesses, large and small, in their jurisdiction.

Funding Assigned for this Objective:

\$110,000.00

List the Amount of Funding from the Project that will be Applied to the Objective

Gap(s) Explanation:
Explain which Gap from the "2012-2015 Bay Area Homeland Security Strategy Goals and Objectives", page 7 this project will help address.

#25 Economic and Community Recovery - Low Ability, Needs Attention.
#1 Infrastructure Systems - Low Ability, Needs Extra Attention
Objective 7.2 Enable Economic Recovery: During and following an incident, the Bay Area can estimate economic impact, prioritize recovery activities, minimize business disruption, and provide individuals and families with appropriate levels and types of relief with minimal delay.
Objective 7.1 Strengthen Infrastructure Systems: The Bay Area can coordinate activities between

Objective 2: 6.4 Increase Community Resiliency

Objective Explanation:
Explain how the project supports implementation of the objective

This project will improve community resiliency by recruiting businesses to provide much-needed "surge" resources. The CRA will work with government and non-profit organizations to ensure business response is coordinated with state and federal efforts, consistent with the recently completed UASI-funded regional Donations Management Plan.

Funding Assigned for this Objective:

\$85,000.00

List the Amount of Funding from the Project that will be Applied to the Objective

Gap(s) Explanation:
Explain which Gap from the "2012-2015 Bay Area Homeland Security Strategy Goals and Objectives", page 7 this project will help address.

#3 Community Resilience - Low Ability, Needs Extra Attention
Objective 6.4 Increase Community Resiliency: The Bay Area has a formal structure and process for ongoing collaboration between government and nongovernmental resources at all levels to prevent, protect/mitigate, prepare for, respond to and recover from all known threats and hazards.
Objective 6.5 Strengthen Public and Private Services and Resources Management through Volunteer Management and Donations: Volunteers and donations within the Bay Area are organized

Objective 3: 4.5 Improve Public and Private Services and Resource Management through Critical Resource L

Objective Explanation:
Explain how the project supports implementation of the objective

Participating OpAreas/Core Cities will be able to request and deploy local private sector resources in a major disaster, such as a massive earthquake, to serve the needs of impacted communities, including the general population and most vulnerable. The CRA will help businesses to identify resources that can be easily tapped by emergency management for this purpose.

The CRA recently organized a private sector workshop to gather input from supply chain experts for

Funding Assigned for this Objective:

\$85,000.00

List the Amount of Funding from the Project that will be Applied to the Objective

Gap(s) Explanation:
Explain which Gap from the "2012-2015 Bay Area Homeland Security Strategy Goals and Objectives", page 7 this project will help address.

#3 Community Resilience - Low Ability, Needs Extra Attention

Objective 4.5 Improve Public and Private Services and Resources Management through Critical Resource Logistics: The Bay Area has a system to track and manage critical resources and make them appropriately available to incident managers and emergency responders from across the Bay Area to enhance emergency response operations and aid disaster victims in a cost-effective and timely manner.

Objective 4: 2.3 Increase Critical Infrastructure Protection

Objective Explanation:
Explain how the project supports implementation of the objective

Critical infrastructure resiliency improves as businesses, government, and non-profits work together to restore infrastructure and essential services. Through collaborative planning to rapidly restore essential services, this project will result in greater mutual understanding of infrastructure interdependencies that cross public, private and multiple industry sectors, which in turn improves individual continuity plans and resilience. In addition to utilities, the CRA works to engage other critical infrastructure sectors, including banking and finance, information technology, and the grocery industry in resiliency planning. This project may also include cyber threat planning if requested by

Funding Assigned for this Objective:

\$50,000.00

List the Amount of Funding from the Project that will be Applied to the Objective

Gap(s) Explanation:
Explain which Gap from the "2012-2015 Bay Area Homeland Security Strategy Goals and Objectives", page 7 this project will help address.

#1 Infrastructure Systems - Low Ability, Needs Extra Attention

Objective 2.3 Increase Critical Infrastructure Protection: The Bay Area can assess the risk to the region's physical and cyber critical infrastructure and key resources from acts of terrorism, crime, and natural hazards and deploy a suite of actions to enhance protection and reduce the risk to the region's critical infrastructure and key resources from all hazards. This includes a risk-assessment process and tools for identifying, assessing, cataloging, and prioritizing physical and cyber assets from across the region.

3. FUNDING

3.a. Proposed Funding: Provide the proposed funding amount for this project towards applicable Planning, Organization, Equipment, Training and Exercises (POETE) elements. For each funding area selected, provide a brief narrative describing the items or services being funded. For Equipment Projects include Costs for Sales Tax, Shipping Costs, Installation and Performance Bond for Projects over \$250,000 or for the purchase of a vehicle, i.e. Bearcat or vessel, i.e. Boat. If applicable, provide the proposed funding amount from the project that can be obligated towards Law Enforcement Terrorism Prevention Activities (LETPA)

Planning:

Organization:

Equipment:

Training:

Exercises:

Total Project Costs:

LETPA Amount :

Planning:

Include language about EOP updates demonstrating that they are following grant requirements of FY2013

1) The CRA will work with an anticipated six OpAreas or Core Cities to identify their priorities for private sector engagement (Gap analysis), by leveraging recent work on infrastructure interdependencies, donations management plan, logistics plan, and recovery, as well as lessons from activations such as the San Bruno explosion, H1N1, and civic unrest such as those that followed the Mehserle Verdict and the Occupy movements.
 2) The CRA will reach out to business stakeholders in participating jurisdictions, including industry associations, large employers, chambers of commerce, local businesses and economic

Organization

The CRA will update and expand the network of Private Sector Representatives (PSRs) for Operational Areas (OpArea) and Core City EOCs. There are currently Private Sector EOC Representative teams in three Bay Area operational areas and at the state level with California Emergency Management Agency. The goal of this phase is to double the number of local programs

Equipment List:

*List the equipment and the Authorized Equipment List (AEL) number from the <https://www.rkb.us/mel.cfm?subtypeid=549> website along with the quantity and cost breakdown. Itemize Taxes, Shipping and Installation. *Performance Bond required for any vehicle, aircraft or watercraft and any item over \$250,000.*

None requested.

Training

Training for up to 75 Private Sector volunteers including:
 1) Position-specific PSR training session(s) by the CRA with lessons from recent activations. The CRA can create a training video, based on these sessions, which can be utilized by the participating OpAreas, cities and associations.
 2) Inclusion of PSRs and Advisory Council members in OpArea/Core City EOC training.

Exercise

Businesses and participating jurisdictions will validate capabilities proposed in the Plan and workshops through joint exercises. The Project will create a "feedback loop" that can validate and improve disaster response capabilities through joint exercises that include government agencies, businesses and NGOs.

 With guidance from the CRA, EOC Private Sector Representatives will participate in an ongoing

3.b. Other Source(s) of Funding: *Identify funding amounts from other source(s) that is being utilized for this project*

SHSP:

CCP:

MMRS:

General Funds:

Other Grant Funds:

Total Other Funding:

Other Funds Explanation:

Explain how any non-UASI funds, such as General Funds, SHSP, MMRS grants, etc. will be used to implement this project.

The CRA will utilize funds raised from private sector donations to cover administrative and indirect operating expenses. Due to the severe economic recession and slow recovery, Bay Area businesses in general have cut back on business continuity resources and external outreach.

4. PROJECT IMPACTS AND OUTCOMES

4.a. Project Outcomes:

Describe the regional outcomes and benefits that will be achieved as a result of this project. When describing the regional outcomes and benefits, describe the number of operational areas in the region that will directly benefit from this project. The outcomes and benefits should demonstrate improvement towards building or maintaining capabilities and reducing risk. Explain how your project will improve the capacity to prevent, protect against, respond to, and recover from terrorist incidents or related catastrophic events by providing planning, training, equipment and exercises to the UASI region.

We estimate that up to 6 Operational Areas and/or Core Cities can participate in a FY13 project due to the time-intensive requirements to build relationships with the myriad of private sector entities. The Bay Area Region will benefit from this project as community resilience, preparedness, infrastructure protection, and response capacities increase. This project will improve private sector engagement in a more efficient program:

1. By sharing and spreading the cost of a committed Private Sector Liaison across the Operational Areas, every participating county and city can benefit from robust relationships and planning with the private sector.
2. Having plans and partnerships in place with one lead private sector entity across all Bay Area Operational Areas will benefit the region increasing efficiency, reducing redundancy, and ensuring that the full scale of private sector resources and relationships are well-engaged. Many businesses, for example, operate on a regional basis across multiple jurisdictions.
3. By ensuring sustained partnerships with the private sector, this project will help to ensure that businesses remain engaged and that plans for private sector participation are updated and exercised.

The outcomes and impact of the Project include:

- Increased ability for participating OpAreas and Core Cities to communicate directly with local businesses, both large and small. This can help to satisfy the private sector's need for timely information, such as situation reports and the status of infrastructure, to allow them to make decisions about employee safety, business continuity, and recovery.
- Participating jurisdictions will be able to request and deploy local private sector resources in a major disaster, such as a massive earthquake, to serve the needs of impacted communities, including the under-served and most vulnerable. Businesses will begin to identify resources that can be easily

5. PROJECT MANAGEMENT

5.a. Project Milestones: Identify up to ten milestones, with start and end dates, to be achieved before the end of the twelve month period of performance under the FY 2013 UASI grant. Exact start and end dates of the period of performance are highly subject to change, due to currently unknown state and federal guidance. Our current best guess of the time frame is December 1, 2013 to November 30, 2014. Some Milestones can be achieved prior to the allocation of funding. No purchases can be made prior to completing the execution of your MOU.

Assuming December 1, 2013 is your project start date will your project be completed no later than November 30, 2014? Yes No

Milestone #1:

of days from the Project Start Date to complete this Milestone:

Milestone #2:

of days from the Project Start Date to complete this Milestone:

Milestone #3:

of days from the Project Start Date to complete this Milestone:

Milestone #4:

of days from the Project Start Date to complete this Milestone:

Milestone #5:

of days from the Project Start Date to complete this Milestone:

Milestone #6:

of days from the Project Start Date to complete this Milestone:

Milestone #7:

of days from the Project
Start Date to complete this
Milestone:

Milestone #8:

of days from the Project
Start Date to complete this
Milestone:

Milestone #9:

of days from the Project
Start Date to complete this
Milestone:

Milestone #10:

of days from the Project
Start Date to complete this
Milestone:

5.b. Project Status

Check Corresponding
Box: *Check all that apply*

- This project can be completed within 6 months of funding allocation
- This project will require a RFP
- This project will require an extension waiver to complete
- This project will require a Performance Bond
- This project will require a Sole Source
- This project will require an EHP
- This project will require an EOC, Watercraft or Aviation Request Form
- This project will require grant funded personnel (no supplanting)

Project Funding

Explanation: *Explain if and how this is a "shovel ready" project and describe how quickly this project can be initiated and completed.*

The California Resiliency Alliance (CRA) can commence the Project immediately upon signing an MOU, because it has an already existing and extensive network of Bay Area businesses, large and small. Over 300 emergency managers from businesses, trade associations, government agencies and non-profits are connected via the CRA's website, www.CAresiliency.org. The CRA has a proven track record in bringing business and government together to improve Bay Area and state-wide disaster preparedness, response and recovery since 2005, and is trusted by both businesses and government agencies. The CRA engages businesses, non-profits and government in cross-sector resiliency planning activities and events, including exercises several times a year, often with over 140 attendees, such as the CDC/Harvard Meta-Leadership Summits in 2011.

The CRA also has unique experience in EOCs working with the private sector during actual disasters, ranging from the 2007 Southern California wildfires, H1N1, Mehserle verdict, San Bruno gas pipeline explosion, and Occupy-related activations as well as Golden Guardian exercises. In 2008, CalEMA signed a Memorandum of Understanding with the CRA (formerly known as BENS) to establish the Business Operations Center within the SOC to communicate and work with the private sector, primarily national companies and industry associations, during emergency activations. In 2008, CRA and several business continuity associations recruited approximately 40 volunteers to serve as private sector representatives in six Bay Area OpArea EOCs, who were trained and activated for the UASI-funded Silver Sentinel exercise.

San Francisco's Department of Emergency Management has a full-time private sector liaison to

5.c. Sustainment

Long Term Approach:

Describe the long-term approach to sustaining the capabilities maintained or enhanced by this project without UASI funds once the grant performance period is over. To the extent funds are needed for sustainment in the future, will future grants be needed for sustainment or will local funds be used? If no funds are needed, explain why.

The CRA will help each participating jurisdiction form an Advisory Committee, which is a volunteer group of business representatives willing to work on subsequent milestones and take "ownership" of the program for long-term sustainability. This Advisory Committee should include influential business leaders, from major employers, industry sectors, chambers of commerce and other business groups active in the jurisdiction.

It would be desirable to create a robust communications program with participating businesses to provide more stability to the program. This could include newsletters, online engagement through social networks, or even periodic face-to-face convenings. This would also include guidance on continued recruitment and standardizing training protocols to maintain and continue to grow the programs beyond the initial project funding cycle. This goal may be considered maintenance and require future support from UASI, estimated at \$80,000 per year region-wide, supplemented by private sector donations.

HUB, Core City or Sustainment:

Has your project been partially funded by pervious UASI grants?: Yes No

1. BACKGROUND INFORMATION

1.a. Contact Information:

Person Submitting Proposal:

Name:

Agency:

Position Title:

Business Phone:

Cell:

Fax:

Email:

Project Lead Contact Information:

Same as Submitter:

Name:

Title:

Phone:

Email:

Department Head Contact Information:

Name:

Title:

Phone:

Email:

Department Head Approval: Yes No

1.b. Project Name:

1.c. Total Project Cost:

Annual Sustainment Costs:

1.d. Mission Areas: Prevent Protect Respond Recover Mitigation
 Select all that corresponds to the mission area of your project

Allocation Requested:

1.e. Project Description: Briefly describe exactly what the project entails and what would be accomplished by funding the project. Describe what, if any, existing capabilities the Bay Area Region currently has in place concerning this project such as any plans developed, training delivered, or equipment purchased, etc. Explain if this project can be scalable. (3000 character limit with spaces)

Script, produce, edit and proof a 30 min high definition master video ready for mass duplication and distribution. Topic of the video will include how to appropriately and safely evacuate residents of residential care facilities and transport them to safe locations during an emergency using available expedient resources. Draft, produce, edit and finalize documents and other support literature to enhance the topic of the video, including checklist plans for the residential care center and appropriate actions by responding agents to a residential care site that requires evacuation.

Supporting those with Access and Functional Needs is a high priority among the emergency management community. This oft overlooked segment of the population requires special consideration in handling, movement, care and support during evacuation. This will be the focus of the video and support materials, including preparedness tasks such as having the right equipment or access to supplies and support items.

Instruction will cover proper lifting and moving, the tools and resources to use for safety of the patient and the "rescuer". The program is based on a program developed in the San Ramon Valley to support residential care facilities who were the worst affected by massive events like Hurricane Katrina and Sandy.

In the San Ramon Valley on October 09, 2012 the first Residential Care Facility Working Group evacuation training took place. Six care homes participated with 12 staff being trained. The scenario was a San Bruno type gas explosion requiring immediate evacuation from, not only the home, but from the area. Instruction was given in: How they might be notified to evacuate, five fundamental steps to evacuation, body mechanics and how to evacuate non-ambulatory and maximum assistance, how to load residents into cars, getting to know your neighbors and how might CERT members help. There were also three opportunities to practice new skills learned. Each group had two supervisors and three caregivers. Each group had the opportunity to evacuate from various parts of the house including the required second exit. Photos were taken and a scribe documented comments and areas of improvement.

This demonstrated an opportunity to integrate public, private and non profit organizations in a common mission to manage the needs of those with Access and Functional Needs. The impact will be regional because it establishes a framework that can be duplicated throughout the region and beyond. The materials can be duplicated for distribution with credit for funding from the Bay Area UASI and creativity of the San Ramon Valley Citizen Corps Council that includes the City of San Ramon, Town of Danville, San Ramon Valley Fire Protection District and San Ramon Valley Unified School District.

1.f. Resource Typing: Complete this section for Equipment and Training Projects only

Resource typing is categorizing, by capability, the resources requested, deployed and used in incidents. Measurable standards identifying resource capabilities and performance levels serve as the basis for categories. Resource users at all levels use these standards to identify and inventory resources. Resource kinds may be divided into subcategories to define more precisely the capabilities needed to meet specific requirements.

Go to the following web site for more information. <http://www.fema.gov/resource-management#item4>

Project Type: Equipment
 Training

NIMS Typed Disciplines:

NIMS Typed Resource to be Supported:

NIMS Type #:

Typed Equipment to be Purchased:

of Personnel to be Trained for Typed Teams:

of Typed Teams to be Trained:

Sustain / Add:

Core Capability to be Supported:

Cost of Purchase:

Comments:

2. ALIGNMENT WITH THE BAY AREA HOMELAND SECURITY STRATEGY

- 2.a. Bay Area Security Goals and Objectives:**
Check all of the Bay Area goal(s) that this project directly supports
- 1. Develop a Regional Risk Management and Planning Program
 - 2. Enhance Information Analysis and Infrastructure Protection Capabilities
 - 3. Strengthen Communications Capabilities
 - 4. Strengthen CBRNE Detection, Response and Decontamination Capabilities
 - 5. Enhance Medical and Public Health Preparedness
 - 6. Strengthen Emergency Planning and Citizen Preparedness
 - 7. Enhance Recovery Capabilities
 - 8. Enhance Homeland Security Exercise, Evaluation and Training Programs

2.b. List each Objective (by number) from "The Bay Area Homeland Security Strategy and Implementation Plan" pages 9-13. Explain how the project supports implementation of the objective. Explain which Gap from the "The Bay Area Homeland Security Strategy and Implementation Plan", page 7 this project will help address. Please note the priority capability objectives highlighted as funding criteria from the "Project Proposal Guidance for Fiscal Year 2013" page 5, when selecting your objectives.

The following link will direct you to the Kick Off Documents located at the Bay Area UASI Web site where you will find these documents. <http://bayareauasi.org/Document%20Library/Forms/AllItems.aspx?RootFolder=%2fDocument%20Library%2fFY13%20Project%20Proposal%20KICK%20OFF%20Informational%20Meetings&FolderCTID=&View=%7b01B06729%2dBD96%2d45AE%2d9B31%2dE7B2D746742A%7d>

Objective 1:

Objective Explanation:
Explain how the project supports implementation of the objective

Obj 6.4 focuses on collaboration between government and non government resources in response to all known threats and hazards. This program demonstrates the integration of government and non government resources in a common response to meet those with Access and Functional Needs.

The funds identified to meet this objective are equally shared among the other objectives listed below as they are integrated with how this objective is met.

Funding Assigned for this Objective:

List the Amount of Funding from the Project that will be Applied to the Objective

Gap(s) Explanation:
Explain which Gap from the "2012-2015 Bay Area Homeland Security Strategy Goals and Objectives", page 7 this project will help address.

Risk and Gap number 3 identifies Community Resilience as a priority that "needs extra attention". By nature of including both government, non government and volunteer responders in the program, this gap is addressed.

Objective 2:

Objective Explanation:
Explain how the project supports implementation of the objective

Obj 6.3 directs actions that provides mass care services including those with access and functional needs. Providing plans for the residential care facilities and responding agents on how to manage the evacuation and care of those in care facilities meets this need. The video would enhance the understanding of the procedures for patient and responder safety.

Funding Assigned for this Objective:

List the Amount of Funding from the Project that will be Applied to the Objective

Gap(s) Explanation:
Explain which Gap from the "2012-2015 Bay Area Homeland Security Strategy Goals and Objectives", page 7 this project will help address.

Risk and Gap number 28 identifies that mass care is a medium low priority. However, as this focuses on the Access and Functional Needs population, this should receive more attention and help fill the void that does exist for this critically undeserved group.

Objective 3:

Objective Explanation:

Explain how the project supports implementation of the objective

Funding Assigned for this Objective:

List the Amount of Funding from the Project that will be Applied to the Objective

Gap(s) Explanation:

Explain which Gap from the "2012-2015 Bay Area Homeland Security Strategy Goals and Objectives", page 7 this project will help address.

Objective 4:

Objective Explanation:

Explain how the project supports implementation of the objective

Funding Assigned for this Objective:

List the Amount of Funding from the Project that will be Applied to the Objective

Gap(s) Explanation:

Explain which Gap from the "2012-2015 Bay Area Homeland Security Strategy Goals and Objectives", page 7 this project will help address.

3. FUNDING

3.a. Proposed Funding: Provide the proposed funding amount for this project towards applicable Planning, Organization, Equipment, Training and Exercises (POETE) elements. For each funding area selected, provide a brief narrative describing the items or services being funded. For Equipment Projects include Costs for Sales Tax, Shipping Costs, Installation and Performance Bond for Projects over \$250,000 or for the purchase of a vehicle, i.e. Bearcat or vessel, i.e. Boat. If applicable, provide the proposed funding amount from the project that can be obligated towards Law Enforcement Terrorism Prevention Activities (LETPA)

Planning:

Organization:

Equipment:

Training:

Exercises:

Total Project Costs:

LETPA Amount :

Planning:
Include language about EOP updates demonstrating that they are following grant requirements of FY2013

This effort supports the National Planning priority to manage the needs of those with Access and Functional Needs. The focus is to make progress on activities, materials and services for this undeserved group. Integrating government and non government and volunteer resources enhances the effort to respond to this critical need. The training associated with this improves response during evacuation.
In the end this enhances and updates the Emergency Operations Plans for each of the involved.

Organization

Equipment List:
List the equipment and the Authorized Equipment List (AEL) number from the <https://www.rkb.us/mel.cfm?subtypeid=549> website along with the quantity and cost breakdown. Itemize Taxes, Shipping and Installation.
*Performance Bond required for any vehicle, aircraft or watercraft and any item over \$250,000.

Training

Exercise

3.b. Other Source(s) of Funding: *Identify funding amounts from other source(s) that is being utilized for this project*

SHSP:

CCP:

MMRS:

General Funds:

Other Grant Funds:

Total Other Funding:

**Other Funds
Explanation:**

Explain how any non-UASI funds, such as General Funds, SHSP, MMRS grants, etc. will be used to implement this project.

4. PROJECT IMPACTS AND OUTCOMES

4.a. Project Outcomes:

Describe the regional outcomes and benefits that will be achieved as a result of this project. When describing the regional outcomes and benefits, describe the number of operational areas in the region that will directly benefit from this project. The outcomes and benefits should demonstrate improvement towards building or maintaining capabilities and reducing risk. Explain how your project will improve the capacity to prevent, protect against, respond to, and recover from terrorist incidents or related catastrophic events by providing planning, training, equipment and exercises to the UASI region.

Supporting those with Access and Functional Needs is a high priority among the emergency management community. A Google research and inquiry with other agencies identified this as a gap in planning for many jurisdictions and one that several jurisdictions have been sued by the ACLU for lack of planning. This oft overlooked segment of the population requires special consideration in handling, movement, care and support during evacuation that has not been addressed by most agencies.

Instruction will cover proper lifting and moving, the tools and resources to use for safety of the patient and the "rescuer".The program is based on a program developed in San Ramon Valley to support residential care facilities like those who were affected most by massive events like Hurricane Katrina and Sandy.

Distribution of the materials will help other jurisdictions develop similar programs with care facilities in their area. The impact will be regional because it establishes a framework that can be duplicated throughout the region and beyond. The materials can be duplicated for distribution

This effort will address Obj 6.4 of the Bay Area UASI plan to focus on collaboration between government, non government and volunteer resources. Additional Obj 6.3 is addressed by focusing directly on the needs of those with Access and Functional Needs.

5. PROJECT MANAGEMENT

5.a. Project Milestones: Identify up to ten milestones to be achieved before the end of the twelve month period of performance under the FY 2013 UASI grant. Exact start and end dates of the period of performance are highly subject to change, due to currently unknown state and federal guidance. Our current best guess of the time frame is December 1, 2013 to November 30, 2014. Some Milestones can be achieved prior to the allocation of funding. No purchases can be made prior to completing the execution of your MOU.

Assuming December 1, 2013 is your project start date will your project be completed no later than November 30, 2014? Yes No

Milestone #1:

of days from the Project Start Date to complete this Milestone:

Milestone #2:

of days from the Project Start Date to complete this Milestone:

Milestone #3:

of days from the Project Start Date to complete this Milestone:

Milestone #4:

of days from the Project Start Date to complete this Milestone:

Milestone #5:

of days from the Project Start Date to complete this Milestone:

Milestone #6:

of days from the Project Start Date to complete this Milestone:

Milestone #7:

of days from the Project Start Date to complete this Milestone:

Milestone #8:

of days from the Project Start Date to complete this Milestone:

Milestone #9:

of days from the Project Start Date to complete this Milestone:

Milestone #10:

of days from the Project Start Date to complete this Milestone:

5.b. Project Status

- Check Corresponding Box: *Check all that apply*
- This project can be completed within 6 months of funding allocation
 - This project will require a RFP
 - This project will require an extension waiver to complete
 - This project will require a Performance Bond
 - This project will require a Sole Source
 - This project will require an EHP
 - This project will require an EOC, Watercraft or Aviation Request Form
 - This project will require grant funded personnel (no supplanting)

Project Funding

Explanation: *Explain if and how this is a "shovel ready" project and describe how quickly this project can be initiated and completed.*

With the recent test of draft protocols, the script and support literature is close to ready for video production. For this intended deliverable of video and support materials we are prepared for move forward quickly. Selecting and engaging a contractor for script support and video production will be the key element for moving forward.

5.c. Sustainment

Long Term Approach:

Describe the long-term approach to sustaining the capabilities maintained or enhanced by this project without UASI funds once the grant performance period is over. To the extent funds are needed for sustainment in the future, will future grants be needed for sustainment or will local funds be used? If no funds are needed, explain why.

The funds identified for stainability is for editing support literature as needed and duplicating the materials for distribution over time.